


# Endelig resultatliste - Generelt

POA	PIC	Class	No.	Entry	Total	SS1	SS2	SS3	SS4	SS5	SS6	SS7	SS8	SS9	SS10	SS11	SS12	SS13	Penalty
1	1	RC2	2	K. MADSEN M. FELTHAUS	1:23:52.9	03:11.9	06:53.5	03:06.4	06:31.0	11:33.1	07:24.3	11:27.6	07:28.7	04:28.5	07:02.9	04:33.4	06:45.5	06:38.0	---
2	2	RC2	3	M. SØRENSEN E. KRISTENSEN	1:24:17.8	03:17.4	06:57.3	03:16.2	06:25.9	11:37.6	07:25.1	11:43.6	07:27.4	04:35.1	06:51.8	04:39.4	06:39.8	06:38.6	---
3	3	RC2	5	I. KRAGH D. KAMMERGAARD	1:26:36.8	03:19.6	07:07.7	03:13.5	06:48.8	12:05.7	07:41.1	11:52.6	07:38.5	04:39.9	07:02.6	04:42.8	06:51.2	06:52.4	---
4	1	RC4	6	J. LEUTENBERGER MADSEN L. NEDERGAARD	1:27:26.3	03:15.6	06:47.9	03:11.8	06:38.7	12:07.6	07:39.4	12:17.1	07:49.2	04:44.5	07:12.0	04:55.5	06:57.4	07:05.2	---
5	4	RC2	4	M. GERSAGER O. R. FREDERIKSEN	1:27:52.2	03:15.4	07:09.2	03:16.0	06:44.0	11:59.0	07:49.3	11:49.8	08:33.6	04:40.5	07:23.5	04:42.1	06:45.5	06:59.7	---
6	1	Rally 5 Nat	8	S. ANDERSEN H. DERNOFF	1:31:07.1	03:40.3	07:25.2	03:23.3	07:11.8	12:33.8	08:06.4	12:24.0	08:15.3	05:02.5	07:20.2	04:57.6	07:14.9	07:12.1	---
7	5	RC2	16	T. SØRENSEN H. PETERSEN	1:33:40.0	03:34.2	07:42.0	03:28.2	07:24.8	12:57.6	08:46.6	12:42.4	08:20.4	05:12.9	07:33.0	05:00.6	07:19.8	07:11.7	---
8	6	RC2	14	C. JENSEN M. FASTERHOLDT	1:33:48.8	03:28.0	07:53.1	03:25.9	07:39.6	13:12.1	08:35.4	12:44.2	08:16.4	05:07.4	07:21.8	05:00.9	07:13.8	07:18.2	---
9	2	RC4	11	C. VENNING M. KRARUP KRARUP- HANSEN	1:34:24.5	03:30.9	07:25.9	03:25.0	07:05.2	13:39.0	08:59.2	12:48.6	08:39.3	05:19.2	07:31.6	05:05.8	07:16.6	07:09.1	---
10	1	RC5	29	J. H. JØRGENSEN V. AGE HANSEN	1:38:01.9	03:49.8	08:15.9	03:35.5	07:45.8	13:41.5	08:50.0	13:28.0	08:51.2	05:15.7	07:43.2	05:17.8	07:40.9	07:36.4	---
11	1	Rally 10 Nat	47	H. LEVIN I. LEVIN	1:38:56.9	02:49.9	07:51.7	03:44.2	07:27.2	14:00.8	09:06.2	13:19.0	08:29.2	05:43.4	08:03.8	05:25.4	08:07.4	07:38.6	---

*B.K.O.C.  
Lennart Svand*



## Endelig resultatliste - Generelt

POA	PIC	Class	No.	Entry	Total	S51	S52	S53	S54	S55	S56	S57	S58	S59	S510	S511	S512	S513	Penalty
12	1	Rally	37	L. HEJLN	1:39:11.3	03:48.2	07:52.3	03:42.3	07:36.8	13:42.9	08:48.9	13:38.3	09:07.9	05:29.1	08:06.3	05:29.3	07:54.1	07:43.1	---
	2	Nat		M. KJELGREN															
13	2	Rally	49	I. NORDSTROM	1:39:18.7	02:46.9	07:39.7	03:44.0	07:35.4	14:05.9	08:41.1	13:32.5	08:43.8	05:39.4	08:16.3	05:30.1	07:44.1	08:06.4	---
	10	Nat		K. BORHAMMAR															
14	2	RCS	25	L. KARLSHØJ	1:39:38.8	03:38.5	08:06.4	03:34.9	07:41.4	14:04.9	08:57.7	13:36.3	08:53.8	05:21.3	07:56.4	05:20.8	07:50.9	08:14.0	---
	2	Nat		I. KWICK JØRGENSEN															
15	7	RC2	1	J. PETERSEN	1:40:20.8	03:15.5	08:02.0	03:19.3	---	18:42.8	09:21.0	12:27.6	07:56.8	04:45.5	07:07.2	04:50.1	07:02.3	06:46.2	10:00
	2	Nat		J. ANDERSSON KWICK															
16	3	RCS	43	P. BRILL CLAUSEN	1:40:36.2	02:45.4	07:41.5	03:42.0	07:22.8	13:40.4	08:39.4	13:26.8	08:43.9	05:35.1	08:06.1	05:22.2	08:00.8	10:15.2	---
	2	Nat		H. SØNDERGAARD															
17	2	Rally	35	J. JACOBSEN	1:41:46.7	03:50.5	07:56.6	03:47.5	07:44.5	15:01.8	09:01.8	14:03.8	09:11.9	05:37.6	07:47.2	05:33.4	07:47.2	08:13.4	---
	2	Nat		K. FLENSBAK JØRGENSEN															
18	1	Rally	62	F. SØGAARD DITLEVSEN	1:41:56.2	04:20.8	09:45.0	04:03.1	08:57.0	15:05.1	09:40.8	14:35.0	10:28.1	05:58.0	08:46.1	05:58.1	---	08:39.9	---
	6	Nat		CHRISTENSEN P. FOGED															
19	3	Rally	48	T. LAGERSTAM	1:41:56.6	02:53.9	07:54.3	03:51.8	07:34.1	13:45.4	09:21.6	13:43.8	08:48.1	06:14.2	08:21.7	05:32.9	08:06.0	07:52.7	00:50
	10	Nat		P. SVENSSON															
20	1	Rally	39	A. SCHÜTT	1:42:02.9	03:59.0	08:30.4	03:57.0	07:57.8	13:57.0	09:05.8	14:00.5	09:05.6	05:32.6	08:12.4	05:30.0	08:19.0	07:54.8	---
	9	Nat		K. FINKE															
21	1	Rally	72	C. LINDHARD LARSEN	1:42:25.7	04:06.3	08:05.8	03:47.4	07:40.2	13:59.4	08:59.6	13:55.6	09:23.4	05:34.6	08:50.8	05:38.9	08:14.8	08:15.2	---
	7	Nat		N. GRAMSTRUP															
22	4	RCS	41	E. SØRENSEN	1:42:44.7	02:46.9	08:11.0	03:51.2	08:22.5	14:20.6	09:23.4	13:53.5	09:15.1	05:31.0	08:17.1	05:27.5	08:17.6	07:54.2	---
	4	Nat		A. HØRLYKKE CHRISTENSEN															


*18.000  
Kamilla Skandte*



### Endelig resultatliste - Generelt

POA	PIC	Class	No.	Entry	Total	SS1	SS2	SS3	SS4	SS5	SS6	SS7	SS8	SS9	SS10	SS11	SS12	SS13	Penalty
23	2	Rally 9 Nat	26	M. LUND J. DROST LARSEN	1:43:12.7	03:54.9	08:21.3	03:49.8	07:45.3	13:50.4	08:59.5	13:57.7	09:01.5	05:15.4	10:37.9	05:17.6	08:09.3	08:07.0	---
24	3	RC4	7	O. SAUST P. HOLM RASMUSSEN	1:43:54.5	03:23.1	07:17.7	03:20.0	06:54.4	12:31.8	08:13.5	25:39.6	08:04.6	04:52.5	07:35.3	05:01.0	07:13.7	07:10.4	---
25	2	Rally 5 Nat	42	D. KLEUMUND N. EICHENAUER	1:44:09.7	03:00.0	08:15.4	03:42.5	07:42.6	14:24.1	09:41.3	13:55.4	09:21.4	05:37.2	08:31.4	05:32.2	08:27.4	08:58.8	---
26	4	Rally 10 Nat	50	P. JONSSON P. KARLSSON	1:44:15.8	02:56.9	08:27.1	03:52.9	07:54.7	14:17.1	09:19.0	14:10.6	09:33.7	05:47.1	08:20.2	05:46.3	08:19.9	08:27.2	---
27	4	RC4	36	J. CHR PILGAARD C. BJERREGAARD	1:45:45.6	03:47.6	08:14.8	03:40.0	07:40.2	18:29.0	09:14.2	14:00.5	09:12.5	05:25.3	08:00.0	05:30.5	08:03.7	08:14.9	---
28	1	Rally 1 Nat	56	A. KIRKEBY HANSEN N. AAMMANN	1:46:08.2	04:29.0	08:38.5	04:16.2	08:07.3	14:15.5	09:13.2	14:23.2	09:17.0	05:54.0	08:33.6	05:49.5	09:17.8	08:22.4	---
29	1	Rally 4 Nat	73	L. ERIK PETERSEN J. SCHURMANN	1:47:05.9	04:14.3	08:52.1	03:57.3	08:17.8	14:57.9	09:39.9	14:27.0	10:11.3	05:38.5	08:26.1	05:49.9	08:34.4	08:13.7	---
30	5	Rally 10 Nat	76	Ø. HANSEN L. HANSEN	1:47:50.4	04:16.0	08:32.2	04:03.3	07:53.9	14:51.9	09:33.9	14:45.7	09:36.6	05:51.7	08:42.5	06:02.4	08:59.6	08:56.7	---
31	2	Rally 4 Nat	30	A. SIERSBÆK R. PAJBERG	1:47:54.1	03:46.2	09:09.6	03:34.9	08:20.7	15:04.7	09:38.0	14:26.1	10:30.5	05:38.6	08:11.3	05:36.3	08:59.2	08:44.2	---
32	3	Rally 2 Nat	68	M. LADEFOGED J. TRUJENSEN	1:48:19.7	04:00.7	08:49.7	03:50.7	08:23.6	14:47.2	09:56.3	14:15.7	10:19.9	05:42.3	08:39.2	05:45.1	09:16.0	08:34.0	---
33	3	Rally 9 Nat	69	H. SCHULTT G. MARKMANN	1:49:34.6	04:06.9	09:02.8	03:49.8	08:38.9	14:46.9	09:48.2	14:29.2	10:12.1	05:51.0	08:50.8	05:52.7	09:08.6	08:53.6	00:10
34	6	Rally 10 Nat	64	E. CHRISTENSEN S. SVENSSON	1:49:58.5	52:28.0	08:36.6	04:14.8	08:29.8	15:04.7	09:34.8	14:50.9	10:09.4	06:14.7	09:25.0	06:00.5	08:52.3	08:25.0	---

18:00  
Lenneth Stead



## Endelig resultatliste - Generelt

POA	PIC	Class	No.	Entry	Total	SS1	SS2	SS3	SS4	SS5	SS6	SS7	SS8	SS9	SS10	SS11	SS12	SS13	Penalty
35	3	Rally 5 Nat	45	B. ANDERSEN C. LINDGÅRD	1:50:04.8	02:57.5	08:52.4	03:48.0	08:05.7	14:46.5	09:34.4	14:17.6	09:29.6	06:01.8	09:26.3	06:11.0	10:05.8	09:25.7	---
36	7	Rally 10 Nat	63	A. ÖSTBERG A. SVENSSON	1:50:22.4	04:16.1	08:50.9	04:05.0	08:34.2	15:06.7	09:55.3	14:26.2	10:35.9	05:59.0	08:33.9	05:51.4	09:28.4	08:55.5	---
37	3	Rally 4 Nat	34	V. BOISKOV L. CASPERSEN	1:50:25.9	04:03.3	08:29.5	03:49.3	08:08.5	14:33.9	09:52.0	14:19.7	14:52.4	05:39.3	08:24.8	05:40.2	08:21.4	08:14.9	---
38	8	Rally 10 Nat	67	M. ERICSSON J. TORGNV ARVIDSSON	1:52:31.7	04:23.9	09:13.4	04:06.4	08:45.7	15:27.5	09:51.7	15:17.0	10:36.6	06:01.0	08:52.0	06:10.9	09:09.4	08:50.1	00:10
39	1	Rally 3 Nat	40	R. KJELLERUP S. HAULRIK	1:52:40.9	02:55.5	09:30.6	04:00.0	08:45.9	15:51.0	10:07.3	15:12.9	10:29.8	05:40.7	08:23.6	05:57.4	09:22.0	09:19.7	---
40	9	Rally 10 Nat	65	F. KARLSSON P. ANDERSSON	1:52:56.4	04:37.4	09:00.0	04:09.0	08:28.7	15:46.6	10:02.7	15:05.7	10:22.9	06:06.5	09:10.6	06:06.7	09:36.2	09:00.8	---
41	10	Rally 10 Nat	79	A. KARLSSON O. SUNDSTRÖM	1:53:05.6	04:26.7	08:54.9	04:17.3	08:38.5	15:34.4	09:50.4	15:14.7	10:11.4	06:57.2	09:06.7	06:06.3	09:04.6	08:59.2	00:10
42	1	Rally 8 Nat	74	R. JENSEN K. HANSEN	1:53:35.0	04:09.6	09:00.0	04:06.7	08:40.7	15:49.5	10:13.7	15:06.7	10:59.5	05:58.2	08:58.9	05:59.4	09:09.0	09:32.7	---
43	2	Rally 8 Nat	80	P. PAPE JUEL JENSEN R. BRISTOL	1:57:24.3	04:17.1	09:27.9	03:59.2	08:58.9	15:42.0	10:29.9	16:32.0	10:21.2	05:51.4	09:02.4	06:30.6	10:00.0	10:28.8	---
44	2	Rally 1 Nat	81	H. KRISTENSEN J. RYTTER	1:58:04.8	04:18.5	09:13.4	03:57.0	08:43.7	15:46.8	10:31.8	15:59.4	11:28.8	06:16.9	09:13.7	06:38.5	09:50.1	10:24.7	---
45	4	Rally 4 Nat	54	J. PERLOW F. PERLOW	1:59:29.2	04:19.6	08:51.4	09:14.1	08:40.5	15:06.2	10:54.9	17:26.9	11:37.6	05:48.8	08:24.4	06:01.4	08:32.0	08:51.0	---

Side 4 af 7


*18:00  
Nemeth Sander*



### Endelig resultatliste - Generelt

POA	PIC	Class	No.	Entry	Total	SS1	SS2	SS3	SS4	SS5	SS6	SS7	SS8	SS9	SS10	SS11	SS12	SS13	Penalty	
46	11	Rally 10 Nat	77	A. C. FRIESE P. NENNINGER	2:04:23.7	04:39.4	10:19.8	04:25.9	09:29.7	16:29.0	11:06.4	16:18.9	11:29.2	06:27.5	12:45.5	06:49.6	09:14.1	09:28.1		
47	2	Rally 3 Nat	58	N. WEST C. MELLING	2:06:01.7	04:36.7	09:47.7	04:24.5	11:08.2	17:02.2	11:05.0	16:45.3	11:36.8	06:39.0	10:04.5	06:53.1	10:30.0	10:05.4		
48	3	Rally 3 Nat	82	M. PILL GÖTTFRUP S. KJÆR LARSEN	2:08:51.6	04:29.4	10:43.0	04:07.8	10:04.0	16:38.7	11:08.5	17:22.7	11:30.9	06:09.5	09:55.2	06:58.7	11:51.6	12:21.0		
		Rally 4 Nat	52	J. JENSEN T. JENSEN	1:31:57.6	04:32.7	09:26.9	04:04.6	08:24.8	15:03.5	09:47.0	14:40.0	10:31.9	05:41.2	08:20.0	05:47.7				DNF
		Rally 1 Nat	55	S. ANDREAS MADSEN N. MADSEN	1:23:45.5	04:03.6	08:13.7	03:51.0	07:56.4	14:21.3	09:22.7	14:19.2	09:33.6	05:31.3	10:36.3					DNF
		Rally 4 Nat	20	J. BENN FREDERIKSEN T. HOLM HANSEN	1:11:24.9	03:54.3	08:21.1	03:41.3	07:56.1	13:43.4	09:40.4	13:19.4	09:23.4	05:19.8						DNF
		Rally 10 Nat	66	T. MALM K. MALM	1:19:57.5	03:14.3	08:53.3	04:25.9	08:21.2	15:49.5	10:09.7	14:51.3	10:18.7	06:07.9						DNF
		Rally RC2	12	M. THERKILDSEN SCHLÜTER M. LADFOGED	1:00:52.6	03:39.2	07:50.3	03:35.5	07:09.1	13:11.8	08:08.5	12:32.5	08:24.9							DNF
		Rally RC5	31	G. MARBOE M. GAMMELGAARD	1:08:48.9	03:53.1	08:40.5	03:48.5	08:09.9	14:39.3	09:28.3	14:33.1	09:29.3							DNF
		Rally 4 Nat	27	J. MØRBEK K. BIRK NIELSEN	1:12:14.7	02:57.9	08:31.6	03:46.7	07:55.7	14:01.6	09:14.2	13:49.0	14:55.9							DNF
		Rally 3 Nat	32	T. NIELSEN A. CLAUSEN	59:09.9	03:59.6	08:26.4	03:43.0	08:06.0	14:32.5	09:28.5	14:53.5								DNF


18:00  
Ummeth Skudde



### Endelig resultatliste - Generelt

POA	PIC	Class	No.	Entry	Total	SS1	SS2	SS3	SS4	SS5	SS6	SS7	SS8	SS9	SS10	SS11	SS12	SS13	Penalty		
		Rally	70	S. LIND ANDERSEN J. THOMSEN	59:17.2	04:15.3	08:31.0	03:58.9	08:21.7	14:13.5	09:51.0	13:51.1								DNF	
		Rally	18	N. AAGAARD JOHANSEN M. AAGAARD JOHANSEN	1:00:42.0	03:33.4	08:06.3	03:24.4	07:31.5	13:34.3	08:45.6	19:19.9									DNF
		Rally	53	J. EGHOLM A. MICHAEL FREDERIKSEN	43:46.0	04:02.5	08:21.8	03:51.2	08:06.2	14:18.0	09:08.8										DNF
		Rally	57	K. STENSHØJ RASMUSSEN B. STRØM ANDERSEN	44:22.7	03:57.5	08:29.5	03:46.4	07:53.0	14:43.2	09:30.6										DNF
		RCS	46	C. ALGREN JENSEN J. RASMUSSEN	44:56.1	02:53.5	08:34.3	03:44.1	08:06.3	14:43.5	09:47.9										DNF
		RCS	38	J. BORGAARD FISCHER A. SØNDERGAARD	45:25.7	03:52.2	08:55.0	03:46.9	08:10.5	14:43.5	09:49.8										DNF
		Rally	61	C. ANDRÉ LYKKE FALCK N. BJERRE	46:53.1	04:27.8	09:25.9	04:06.7	08:49.8	14:42.1	09:48.6										DNF
		Rally	9	S. VALLENTIN P. EGHOLM	29:27.4	03:27.3	07:05.0	03:23.4	06:44.0	12:15.0											DNF
		Rally	59	E. ROSENHØJ M. DUNCAN GRØNBECH	36:58.2	05:25.7	08:49.6	05:04.9	08:31.6	14:32.1											DNF
		RCS	23	K. SØGAARD ANDERSEN M. SAHL CHRISTENSEN	19:21.4	03:53.3	07:59.3	03:48.0	07:34.1												DNF
		Rally	28	S. BØGESKOV J. BRØ FISKER	20:01.0	04:09.4	08:35.7	03:45.0	07:40.3												DNF

*18:00  
Lenneth Svends*



## Endelig resultatliste - Generelt

POA	PIC	Class	No.	Entry	Total	SS1	SS2	SS3	SS4	SS5	SS6	SS7	SS8	SS9	SS10	SS11	SS12	SS13	Penalty	
-	-	Rally 9 Nat	33	B. BODDUM ANDERSEN E. RASMUSSEN	22:33.3	04:02.9	11:16.0	03:46.1	07:31.2	---	---	---	---	---	---	---	---	---	---	DNF
-	-	RC2	15	S. JOHANSEN C. AMSTRUP	11:08.0	03:33.0	07:41.9	03:26.1	---	---	---	---	---	---	---	---	---	---	---	DNF
-	-	Rally 4 Nat	44	B. KARLSSON J. FRANSSON	13:04.6	03:10.9	09:10.6	03:54.0	---	---	---	---	---	---	---	---	---	---	---	DNF
-	-	Rally 4 Nat	21	J. AAGAARD W. POULSEN	07:44.8	03:47.3	07:44.8	---	---	---	---	---	---	---	---	---	---	---	---	DNF
-	-	Rally 2 Nat	22	U. PEDERSEN D. ROSENBERG	08:20.6	03:46.3	08:20.6	---	---	---	---	---	---	---	---	---	---	---	---	DNF
-	-	Rally 10 Nat	75	K. BENGTSSON I. KOLMBACK	09:41.6	04:31.4	09:41.6	---	---	---	---	---	---	---	---	---	---	---	---	DNF

*B.ice*  
*Kenneth Strand*